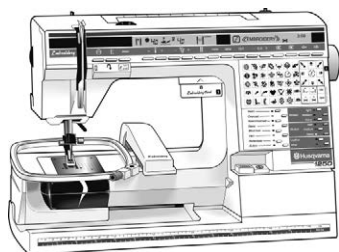
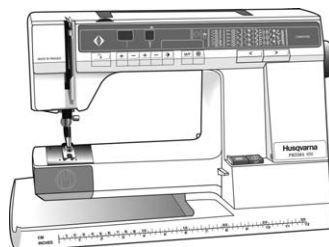



To determine which presser feet and accessories fit your model of HUSQVARNA® VIKING® sewing machine, identify your model from the illustrations on this page. The number in a square will identify each of the accessories that will fit your HUSQVARNA® VIKING® sewing machine. Step by step instructions teach you how to use each foot, plus project ideas are pictured for your inspiration. If your sewing machine model is not included below, visit our **website www.husqvarnaviking.com** for more information.



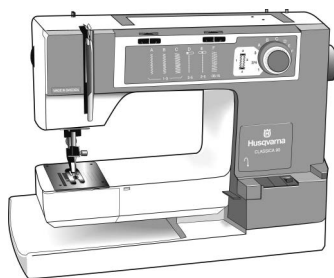
- ① ORCHIDEA™, I250, #I+, I200, I100, I090, I070, I070 S, I050.



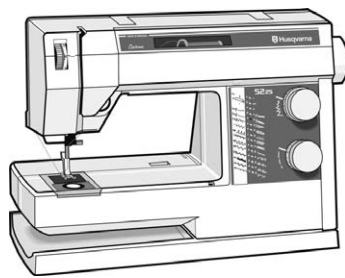
- ② 990 S, 990, 980, 960, 950 S, 950, 945, 940.



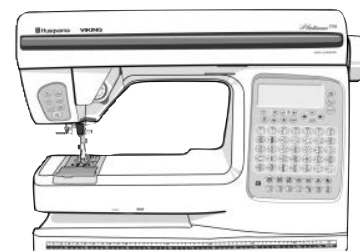
- ③ 630, 620, 610, 190, 185, 180, 150, 120.



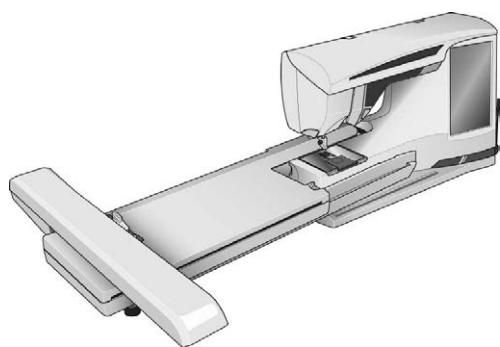
- ④ 105, 100, 95, 90.



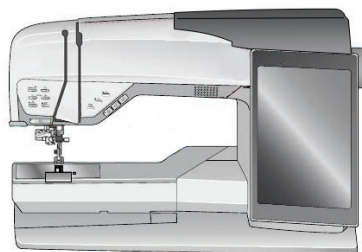
- ⑤ PRELUDE™ 360, PRELUDE™ 340, DAISY™ 335, 330, 325, 320, 315, 310, HUSQVARNA® VIKING® 250, 230, 225/215, 210, 205, SCANDINAVIA™ 100, ONYX™ 25, 15 EDEN ROSE™ 250M, TRIBUTE™ 140M, 145M. EMERALD™ 122, 118, 116.



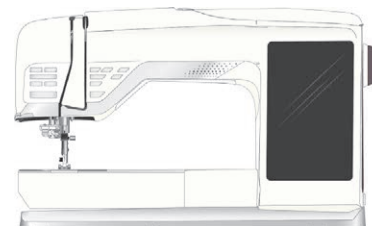
- ⑥ PLATINUM™ 955 E, 950 E, PLATINUM™ Plus 775, 770, 755 Quilt, 750 Quilt, 735, 730, 715, ROSE™ 605, 600, IRIS™, LILY™ 555, 550, 545, 540, 535, 530, HUSQVARNA® VIKING® 500, INTERLUDE™ 445, 435, FREESIA™ 425, 415, HUSQVARNA® VIKING® 400, 350, SCANDINAVIA™ 400, 300, 200, EMERALD™ 203, 183. DESIGNER JADE™ 35. JADE™ 20, OPAL™ 650, 670, TRIBUTE™ 145C, TRIBUTE™ 150C.



- ⑦ DESIGNER DIAMOND *Royale*™, DESIGNER DIAMOND *deLuxe*™, DESIGNER DIAMOND™, DESIGNER SAPPHIRE™ 85, DESIGNER RUBY *Royale*™, DESIGNER RUBY *deLuxe*™, DESIGNER RUBY™, DESIGNER TOPAZ™ 50, 40, 30, 25, 20, DESIGNER™ SE, DESIGNER™ SE Limited Edition, DESIGNER™ I, II, QUILT DESIGNER™, QUILT DESIGNER™ II, SAPPHIRE™ 965Q, 960Q, 930, 875Q, 870Q, 855, 850, 835, 830, DESIGNER BRILLANCE™ 80, BRILLANCE™ 75Q, OPAL™ 690Q, EDEN ROSE™ 250C, TRIBUTE™ 140C.



- ⑧ DESIGNER EPIC™, EPIC™ 980Q, DESIGNER RUBY™ 90.



- ⑨ DESIGNER EPIC 2™, EPIC™ 95Q. DESIGNER EPIC™ 3